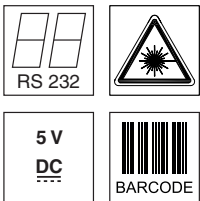


BCL 8

Bar code reader

en 11-2010/07 50104864



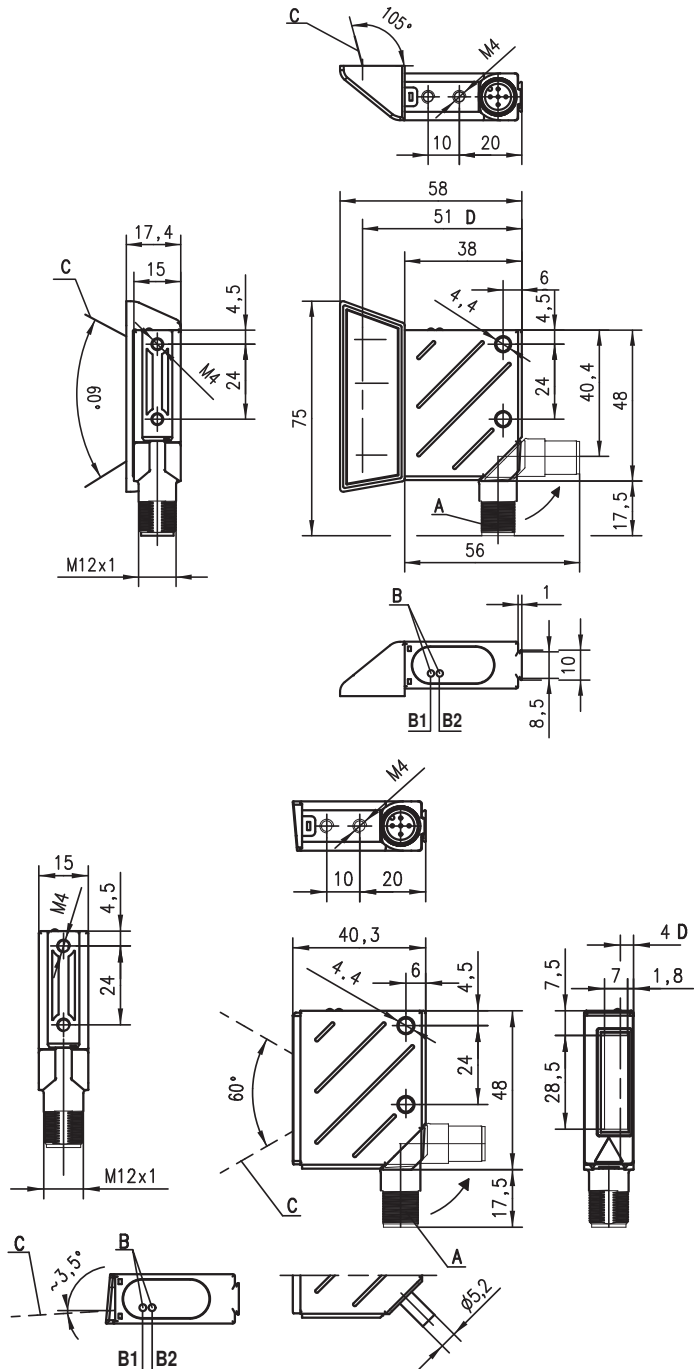
- Scanning rate 600scans/s (M optics)
- Automatic detection of code type and code quality
- Parameters are stored fail-safe
- Reference code comparison function
- autoRefIAct
- RS 232 interface
- Switching input or switching output
- M12 turning connector or cable connection(2m)
- Simple mounting and fastening



Accessories:

- (available separately)
- Cable (KB ...)
 - Mounting systems (BT ...)
 - Modular connector units MA ... (see separate data sheet)
 - Reflective tape (e.g. Part No. 50106119, 100x100mm²)

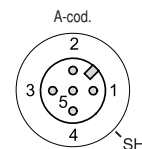
Dimensioned drawing



- A Turning connector, 90°
- B Indicator LEDs (B1: status LED, B2: decode LED)
- C Laser beam
- D Optical axis

Electrical connection

BCL 8		
5V DC+	1	br/BN
RS232 TxD	2	ws/WH
GND	3	bl/BU
RS232 RxD	4	sw/BK
SW IN/OUT	5	gr/GY
FE/Shield	SH	ge/YE



We reserve the right to make changes • DS_BCL8_en.fm

Specifications

Optical data

Light source laser diode 650nm
 Scanning rate M optics: 600 scans/s
 N optics: 500 scans/s
 Resolution M optics: m = 0.150 ... 0.5 mm / 6 ... 20mil,
 N optics: m = 0.127 ... 0.4mm / 5 ... 16mil
 Beam deflection by means of rotating polygon wheel
 Beam exit at front, alternatively on the side with deflection mirror (105°)
 Read distance see reading fields
 Laser class 2 acc. to EN 60825-1,
 class II acc. to 21 CFR 1040.10 with Laser Notice No. 50
 Code types 2/5 Interleaved, Code 39, Code 128, EAN 128, EAN/UPC, EAN
 Addendum, Codabar, Pharma Code, Code 93
 Software features selectable output format, autoConfig, reference code comparison,
 multiple read, real time decoding, adjustment mode, control of switching input or switching output, etc.

Electrical data

Interface type RS 232
 Baud rate 4800 ... 57600Bd
 Data formats data bits: 7, 8
 parity: none, even, odd
 stop bit: 1, 2
 Protocols framing protocol with/without handshake
 software handshake X ON / X OFF
 Service interface RS 232 with fixed data format:
 9600Bd, 8 data bits, no parity, 1 stop bit
 STX "Data", CR, LF
 Ports 1 switching input 5VDC or 1 switching output 5 ... 30V, 20mA
 LEDs 1 device status
 Operating voltage 4.75 ... 5.5VDC (PELV) 1)
 Current consumption max. 250mA (2W power supply unit recommended)

Mechanical data

Housing metal (diecast zinc)
 Protection class IP 67
 Dimensions (WxHxD) beam exit at front: 48 x 40.3 x 15mm³
 beam exit on the side: 48 x 58 x 17.4mm³
 Weight 70g
 Connection type M12 connector, 5-pin, turning or
 fixed cable, 2m long, 5 x 0.25mm²

Environmental data

Ambient temp. (operation/storage) 0°C ... +40°C/-20°C ... +60°C
 Air humidity max. 90% rel. humidity, non-condensing
 Vibration IEC 60068-2-6, test FC
 Shock IEC 60068-2-27, test Ea
 Electromagnetic compatibility EN 55022, IEC 61000-4-2, -3, -4 and -6,
 Conformity CE, FCC Class B, UL

1) For UL applications: for use in class 2 circuits according to NEC only

Order guide

	Designation	Part No.
Single line scanner with beam exit at the front		
M optics, with M12 connector	BCL 8 SM 102	50038949
M optics, with 2m cable	BCL 8 SM 552	50038948
N optics, with M12 connector	BCL 8 SN 102	50105418
N optics, with 2m cable	BCL 8 SN 552	50105420
Single line scanner with lateral beam exit		
M optics, with M12 connector	BCL 8 SM 100	50040229
M optics, with 2m cable	BCL 8 SM 550	50040230
N optics, with M12 connector	BCL 8 SN 100	50105417
N optics, with 2m cable	BCL 8 SN 550	50105419

Tables

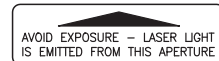
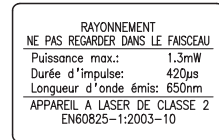
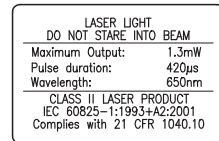
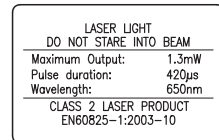
Status LED

Color	Meaning
Green, flashing	Initialization phase
Green, continuous light	Ready
Red flashing (200ms)	Warning
Red, continuous light	Error, no function
Orange flashing (200ms)	Service operation

Decode LED

Color	Meaning
Green (200ms)	Reading successful
Red (200ms)	No reading result off
Orange, continuous light	Reading gate active

Remarks

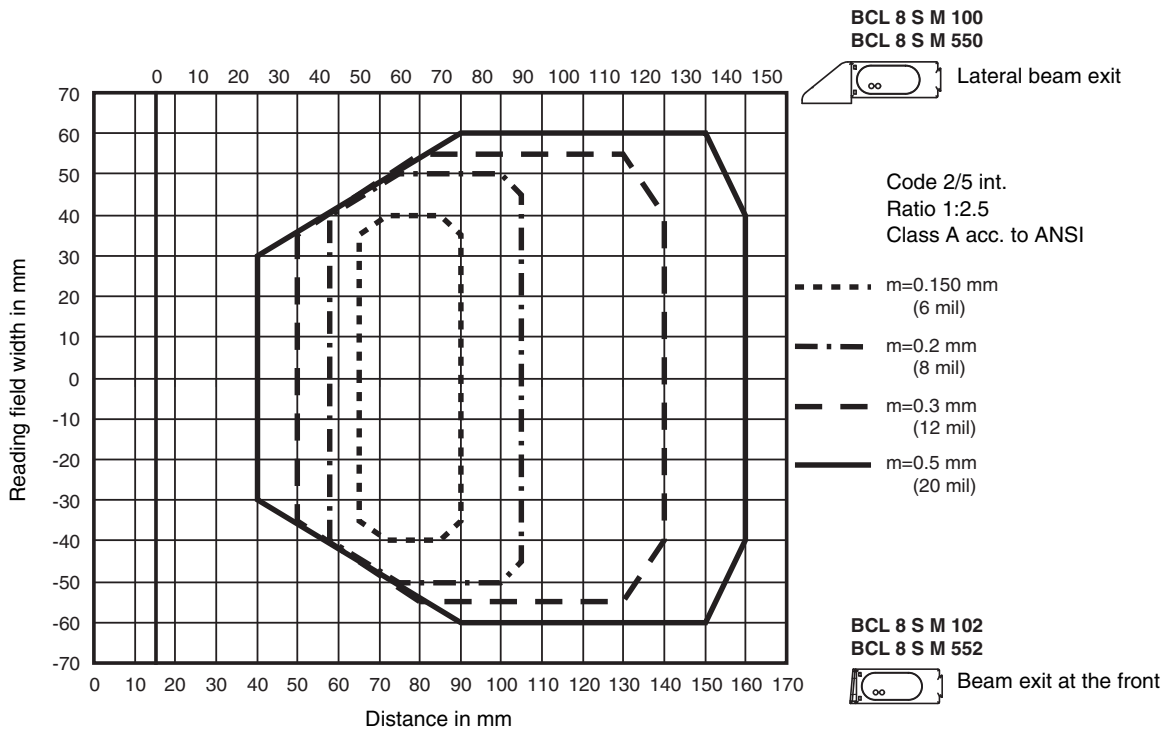


1) for USA only

BCL 8

Reading curves

BCL 8 ...M ... with M optics (medium density), 600 scans/s



BCL 8 ...N ... with N optics (high density), 500 scans/s

